

Employer Sponsored Insurance (ESI)

Fast Facts

September 2012



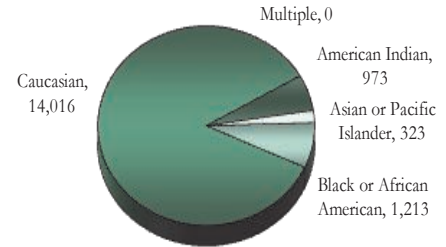
Business, insurance, state government and you
Working Together to
Insure Oklahoma!

The Insure Oklahoma Employer Sponsored Insurance program is designed to assist small business owners, employees and their dependents with health insurance premiums. Find out more information by visiting www.insureoklahoma.org.

Employer-Sponsored Insurance (ESI)

	Total Current Enrollment			Breakdown of Current Enrollment					
	Male	Female	Total	New Enrollment this Month			Expanded 185 to 200% FPL		
	Male	Female	Total	Male	Female	Total	Male	Female	Total
Employee	6,412	6,864	13,276	250	293	543	866	665	1,531
Spouse	648	2,103	2,751	24	69	93	85	270	355
Student	49	72	121	1	0	1	12	11	23
Dependent	203	174	377	4	2	6	203	174	377
Total	7,312	9,213	16,525	279	364	643	1,166	1,120	2,286

Race Breakdown of ESI Members



Hispanic 1,078

Race is self-reported by members at the time of enrollment. The multiple race members have selected two or more races. Hispanic is an ethnicity not a race. Hispanics can be of any race and are accounted for in a race category above.

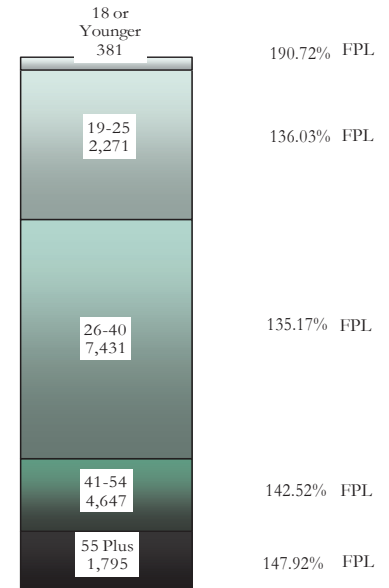
	Business Activity with Employee Participation Counts			
	0 to 25	26 to 50	51 to 100	Total
Current	4,394	256	100	4,750
New	55	2	4	61
Total	4,449	258	104	4,811

Some approved businesses may not have approved employees.

Member and Employer Monthly Enrollment



Age Breakdown with Average Federal Poverty Level of ESI Members



Federal Poverty Level is used to determine income qualification.

Average OHCA Premium Assistance Payments



Effective February 2007 OHCA Per Member Per Month reporting will be of the previous month due to semi-monthly payments verses monthly payments.

Insure Oklahoma ESI by Region		
Region	Employee/Spouse	Participating Counties
Region 1	551	2,083
Region 2	314	973
Region 3	1,467	4,652
Region 4	1,251	3,813
Region 5	781	3,240
Region 6	447	1,764
Total	4,811	16,525

Regions identified on Insure Oklahoma/OEPIC Region map on next page.

Data is compiled by Reporting and Statistics and valid as of the date of the report; any subsequent figures for this group for this time period may vary. www.insureoklahoma.org

This publication is authorized by the Oklahoma Health Care Authority in accordance with state and federal regulations. Cost of the printing was \$1.75 for 5 copies. A copy has been given to the Oklahoma Department of Libraries. OHCA is in compliance with the Title VI and Title VII of the 1964 Civil Rights Act and the Rehabilitation Act of 1973. This document can be viewed on OHCA's website www.okhca.org/research/data. The Oklahoma Health Care Authority does not discriminate on the basis of race, color, national origin, sex, religion, age or disability in employment or the provision of services.

Individual Plan (IP)

Fast Facts

September 2012



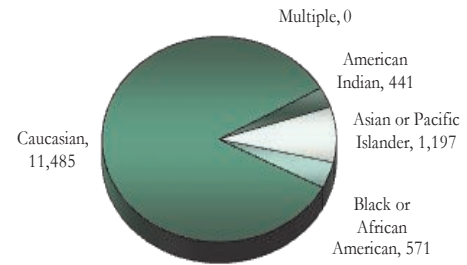
Business, insurance, state government and you
Working Together to
Insure Oklahoma!

The Insure Oklahoma Individual Plan program is designed to provide Oklahoma individuals with health insurance for themselves and their dependents if eligible. It is available to Oklahomans who are not qualified for an employer-sponsored health plan and work for an Oklahoma small business with 99 or fewer full time employees; temporarily unemployed adults who are eligible to receive unemployment benefits through the Oklahoman Employment Security Commission; or working adults with a disability who work for any size employer and have a "ticket to work". Find out more information by visiting www.insureoklahoma.org.

Individual Plan (IP)

	Total Current Enrollment			Breakdown of Current Enrollment					
	Male	Female	Total	New Enrollment this Month			Expanded 185 to 200% FPL		
				Male	Female	Total	Male	Female	Total
Employee	4,470	5,474	9,944	116	167	283	320	355	675
Spouse	775	2,410	3,185	26	58	84	63	180	243
Student	185	259	444	6	11	17	4	13	17
Dependent	61	60	121	6	3	9	61	60	121
Total	5,491	8,203	13,694	154	239	393	448	608	1,056

Race Breakdown of IP Members



IP Application Type Breakdown

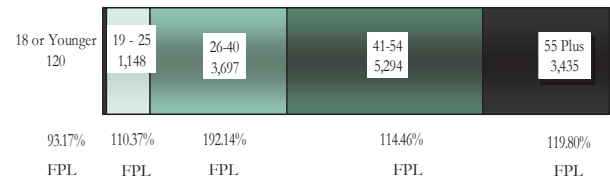


Hispanic 536

Race is self-reported by members at the time of enrollment. The multiple race members have selected two or more races. Hispanic is an ethnicity not a race. Hispanics can be of any race and are accounted for in a race category above.

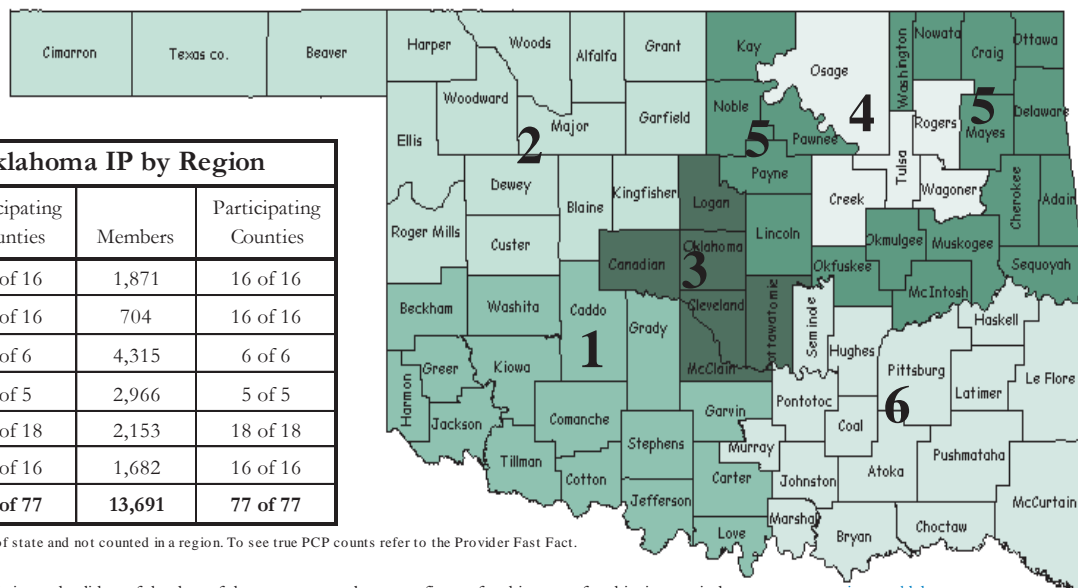
Unduplicated Counts	
IP Members SFY2013 (July 2012 - Current)	15,179
IP Members Since Program Inception March 2007	34,954
Miscellaneous	
Average IP Member Premium	\$62.49
Average Federal Poverty Level of IP Members	108.37%
Federal Poverty Level is used to determine income qualification.	

IP Age Breakdown with Average Federal Poverty Level for each group.



*Dependents effective 9/1/2010 doesn't show on graph being a small group at this time.

Insure Oklahoma/OEPIC Region Map



Insure Oklahoma IP by Region				
Region	PCP	Participating Counties	Members	Participating Counties
Region 1	213	16 of 16	1,871	16 of 16
Region 2	109	16 of 16	704	16 of 16
Region 3	530	6 of 6	4,315	6 of 6
Region 4	402	5 of 5	2,966	5 of 5
Region 5	241	18 of 18	2,153	18 of 18
Region 6	218	16 of 16	1,682	16 of 16
Total	1,713	77 of 77	13,691	77 of 77

PCPs maybe counted in multiple regions or out of state and not counted in a region. To see true PCP counts refer to the Provider Fast Fact.

Data is compiled by Reporting and Statistics and valid as of the date of the report; any subsequent figures for this group for this time period may vary. www.insureoklahoma.org

This publication is authorized by the Oklahoma Health Care Authority in accordance with state and federal regulations. Cost of the printing was \$1.75 for 5 copies. A copy has been given to the Oklahoma Department of Libraries. OHCA is in compliance with the Title VI and Title VII of the 1964 Civil Rights Act and the Rehabilitation Act of 1973. This document can be viewed on OHCA's website www.ohca.org/research/data. The Oklahoma Health Care Authority does not discriminate on the basis of race, color, national origin, sex, religion, age or disability in employment or the provision of services.