

Employer Sponsored Insurance (ESI)

Fast Facts

February 2013



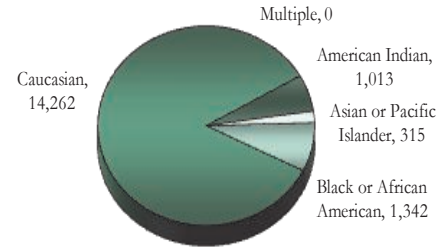
Business, insurance, state government and you
Working Together to
Insure Oklahoma!

The Insure Oklahoma Employer Sponsored Insurance program is designed to assist small business owners, employees and their dependents with health insurance premiums. Find out more information by visiting www.insureoklahoma.org.

Employer-Sponsored Insurance (ESI)

	Total Current Enrollment			Breakdown of Current Enrollment					
	Male	Female	Total	New Enrollment this Month			Expanded 185 to 200% FPL		
	Male	Female	Total	Male	Female	Total	Male	Female	Total
Employee	6,596	7,065	13,661	275	322	597	837	673	1,510
Spouse	634	2,144	2,778	19	63	82	87	245	332
Student	48	73	121	1	1	2	11	9	20
Dependent	193	179	372	3	0	3	193	179	372
Total	7,471	9,461	16,932	298	386	684	1,128	1,106	2,234

Race Breakdown of ESI Members



Hispanic 1,121

Race is self-reported by members at the time of enrollment. The multiple race members have selected two or more races. Hispanic is an ethnicity not a race. Hispanics can be of any race and are accounted for in a race category above.

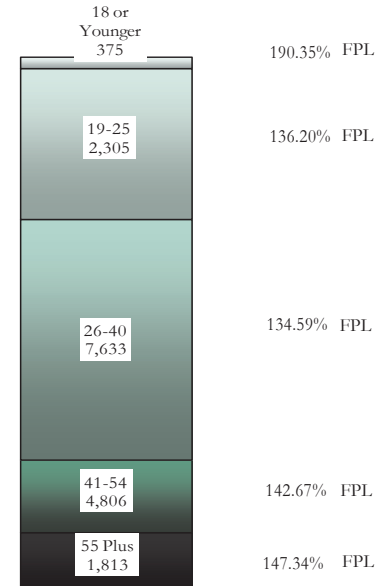
	Business Activity with Employee Participation Counts			
	0 to 25	26 to 50	51 to 100	Total
Current	4,406	218	117	4,741
New	43	4	2	49
Total	4,449	222	119	4,790

Some approved businesses may not have approved employees.

Member and Employer Monthly Enrollment




Age Breakdown with Average Federal Poverty Level of ESI Members



Federal Poverty Level is used to determine income qualification.

Average OHCA Premium Assistance Payments



Effective February 2007 OHCA Per Member Per Month reporting will be of the previous month due to semi-monthly payments verses monthly payments.

Insure Oklahoma ESI by Region		
Region	Employee/Spouse	Participating Counties
Region 1	551	2,052
Region 2	316	980
Region 3	1,469	4,781
Region 4	1,223	3,884
Region 5	784	3,392
Region 6	447	1,843
Total	4,790	16,932

Regions identified on Insure Oklahoma/OEPIC Region map on next page.

Data is compiled by Reporting and Statistics and valid as of the date of the report; any subsequent figures for this group for this time period may vary. www.insureoklahoma.org

This publication is authorized by the Oklahoma Health Care Authority in accordance with state and federal regulations. Cost of the printing was \$1.75 for 5 copies. A copy has been given to the Oklahoma Department of Libraries. OHCA is in compliance with the Title VI and Title VII of the 1964 Civil Rights Act and the Rehabilitation Act of 1973. This document can be viewed on OHCA's website www.okhca.org/research/data. The Oklahoma Health Care Authority does not discriminate on the basis of race, color, national origin, sex, religion, age or disability in employment or the provision of services.

Individual Plan (IP)

Fast Facts

February 2013



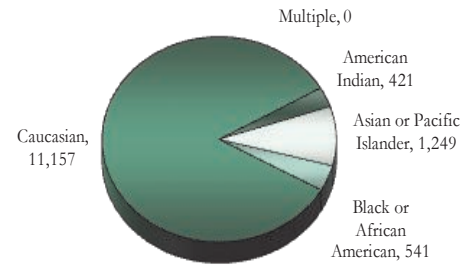
Business, insurance, state government and you Working Together to **Insure Oklahoma!**

The Insure Oklahoma Individual Plan program is designed to provide Oklahoma individuals with health insurance for themselves and their dependents if eligible. It is available to Oklahomans who are not qualified for an employer-sponsored health plan and work for an Oklahoma small business with 99 or fewer full time employees; temporarily unemployed adults who are eligible to receive unemployment benefits through the Oklahoman Employment Security Commission; or working adults with a disability who work for any size employer and have a "ticket to work". Find out more information by visiting www.insureoklahoma.org.

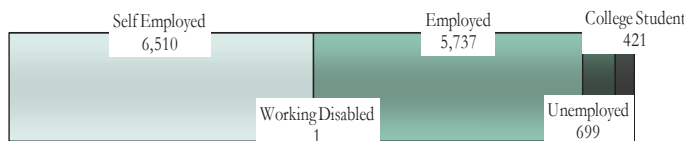
Individual Plan (IP)

	Total Current Enrollment			Breakdown of Current Enrollment					
	Male	Female	Total	New Enrollment this Month			Expanded 185 to 200% FPL		
				Male	Female	Total	Male	Female	Total
Employee	4,383	5,328	9,711	64	71	135	305	373	678
Spouse	726	2,362	3,088	8	30	38	55	177	232
Student	176	245	421	3	5	8	6	9	15
Dependent	68	80	148	0	6	6	68	82	150
Total	5,353	8,015	13,368	75	112	187	434	641	1,075

Race Breakdown of IP Members



IP Application Type Breakdown

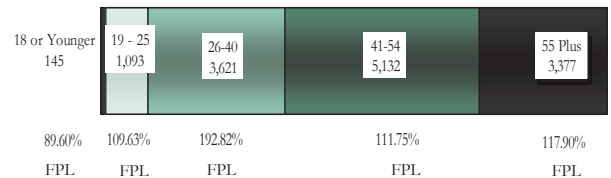


Hispanic 526

Race is self-reported by members at the time of enrollment. The multiple race members have selected two or more races. Hispanic is an ethnicity not a race. Hispanics can be of any race and are accounted for in a race category above.

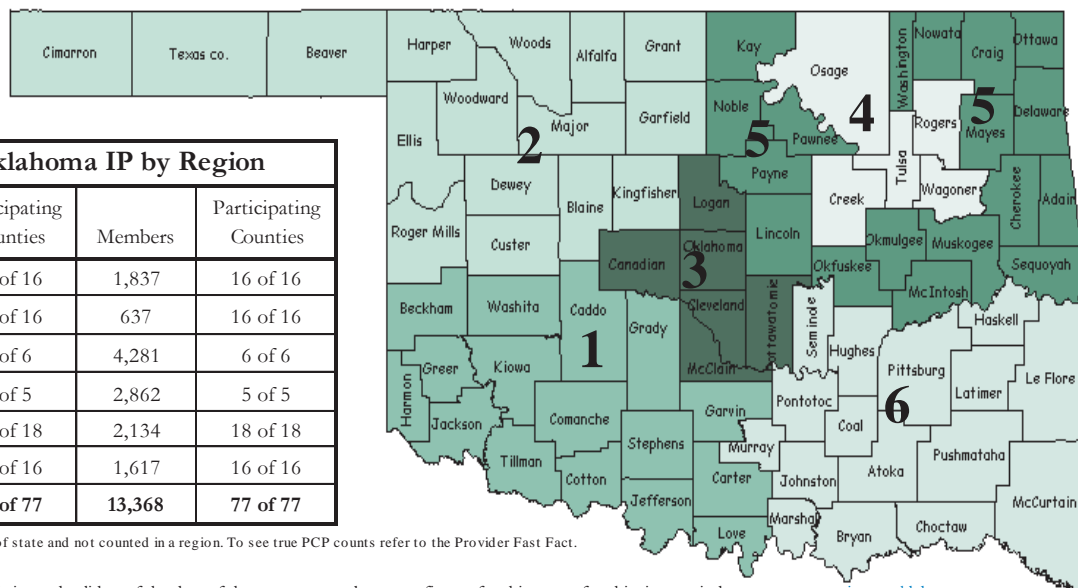
Unduplicated Counts	
IP Members SFY2013 (July 2012 - Current)	18,029
IP Members Since Program Inception March 2007	37,046
Miscellaneous	
Average IP Member Premium	\$62.18
Average Federal Poverty Level of IP Members	107.64%
Federal Poverty Level is used to determine income qualification.	

IP Age Breakdown with Average Federal Poverty Level for each group.



*Dependents effective 9/1/2010 doesn't show on graph being a small group at this time.

Insure Oklahoma/OEPIC Region Map



Insure Oklahoma IP by Region			
Region	PCP	Participating Counties	Members
Region 1	218	16 of 16	1,837
Region 2	112	15 of 16	637
Region 3	551	6 of 6	4,281
Region 4	414	5 of 5	2,862
Region 5	250	18 of 18	2,134
Region 6	236	16 of 16	1,617
Total	1,781	76 of 77	13,368

PCPs maybe counted in multiple regions or out of state and not counted in a region. To see true PCP counts refer to the Provider Fast Fact.

Data is compiled by Reporting and Statistics and valid as of the date of the report; any subsequent figures for this group for this time period may vary. www.insureoklahoma.org

This publication is authorized by the Oklahoma Health Care Authority in accordance with state and federal regulations. Cost of the printing was \$1.75 for 5 copies. A copy has been given to the Oklahoma Department of Libraries. OHCA is in compliance with the Title VI and Title VII of the 1964 Civil Rights Act and the Rehabilitation Act of 1973. This document can be viewed on OHCA's website www.okhca.org/research/data. The Oklahoma Health Care Authority does not discriminate on the basis of race, color, national origin, sex, religion, age or disability in employment or the provision of services.