

Employer Sponsored Insurance (ESI)

Fast Facts

April 2018



Business, insurance, state government and you

Working Together to

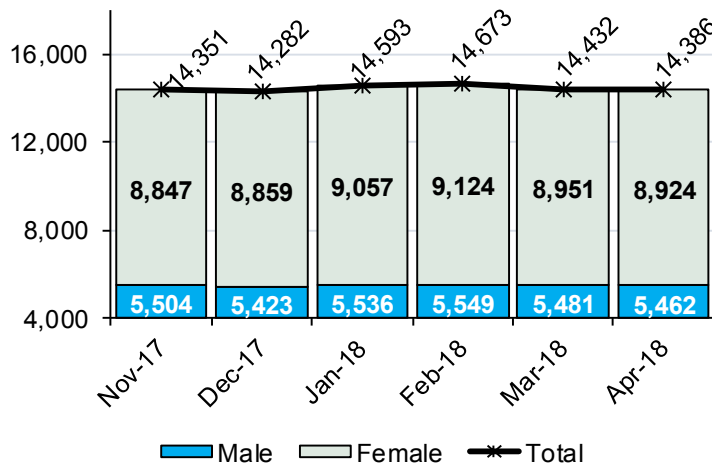
Insure Oklahoma!

The Insure Oklahoma Employer Sponsored Insurance program is designed to assist small business owners, employees and their dependents with health insurance premiums. Find out more information by visiting www.insureoklahoma.org.

Employer-Sponsored Insurance (ESI)

	Total Current Enrollment			New Enrollment this Month		
	Male	Female	Total	Male	Female	Total
Employee	4,618	7,035	11,653	255	396	651
Spouse	701	1,695	2,396	50	73	123
Student	40	74	114	6	7	13
Dependent	103	120	223	12	12	24
Total	5,462	8,924	14,386	323	488	811

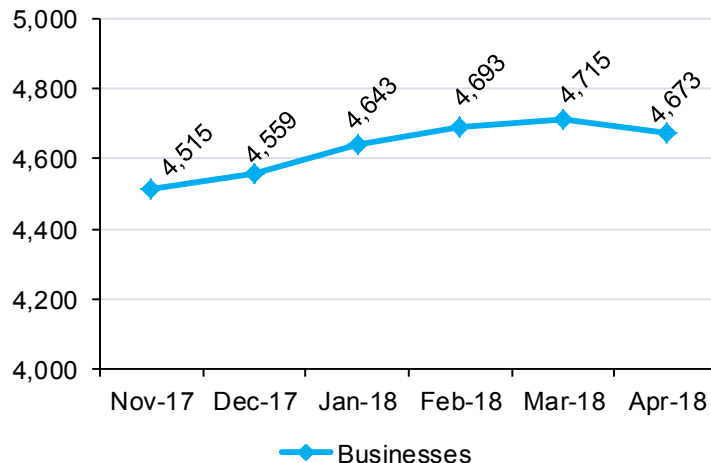
ESI Member Monthly Enrollment



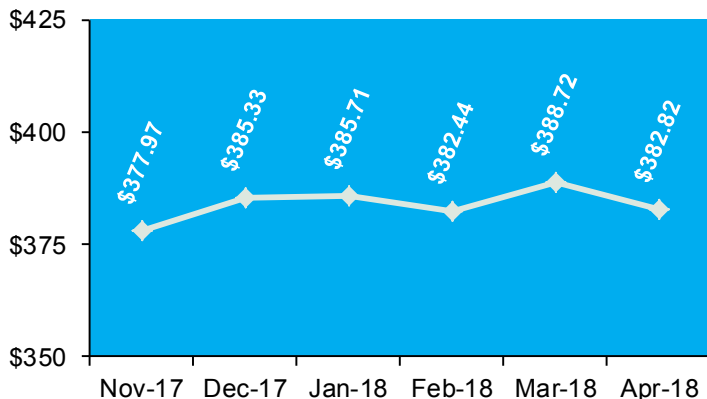
	Business Activity with Employee Participation Counts					Total
	*None	1 to 25	26 to 50	51 to 99	100 & Over	
Current	93	3,641	421	242	249	4,646
New	0	25	2	0	0	27
Total	93	3,666	423	242	249	4,673

*Some approved businesses may not have approved employees.

ESI Business Monthly Enrollment



Average OHCA Premium Assistance Payments



Data is compiled by the Office of Data Governance & Analytics and is valid as of the date of the report; any subsequent figures for this group for this time period may vary. www.insureoklahoma.org

OHCA is in compliance with the Title VI and Title VII of the 1964 Civil Rights Act and the Rehabilitation Act of 1973. This document can be viewed on OHCA's website www.okhca.org under Research/Statistics and Data. The Oklahoma Health Care Authority does not discriminate on the basis of race, color, national origin, sex, religion, age or disability in employment or the provision of services.

Individual Plan (IP)

Fast Facts

April 2018



Business, insurance, state government and you

Working Together to

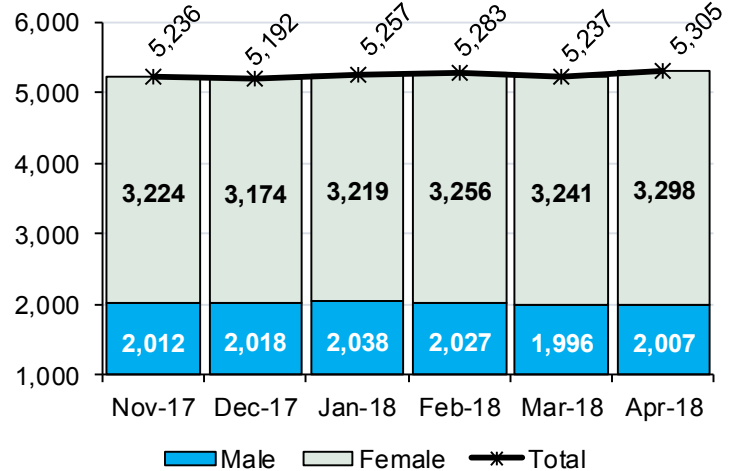
Insure Oklahoma!

The Insure Oklahoma Individual Plan program is designed to provide Oklahoma individuals with health insurance for themselves and their dependents if eligible. It is available to Oklahomans who are not qualified for an employer-sponsored health plan and work for an Oklahoma small business with 250 or fewer full time employees; temporarily unemployed adults who are eligible to receive unemployment benefits through the Oklahoman Employment Security Commission; or working adults with a disability who work for any size employer and have a "ticket to work". Find out more information by visiting www.insureoklahoma.org

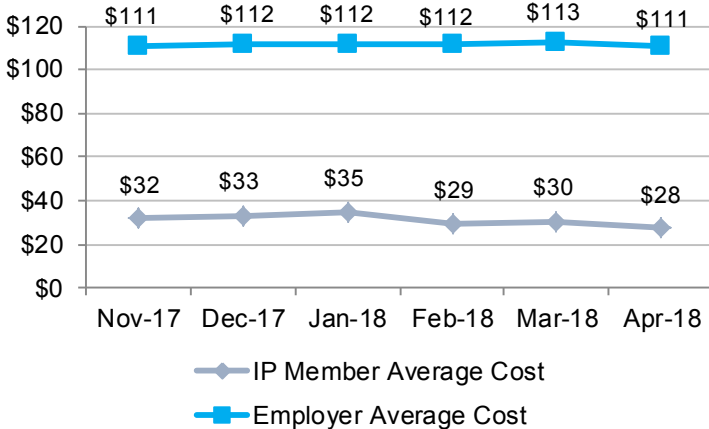
Individual Plan (IP)

	Total Current Enrollment			New Enrollment this Month		
	Male	Female	Total	Male	Female	Total
Employee	1,627	2,514	4,141	285	511	796
Spouse	302	663	965	56	130	186
Student	78	121	199	28	43	71
Total	2,007	3,298	5,305	369	684	1,053

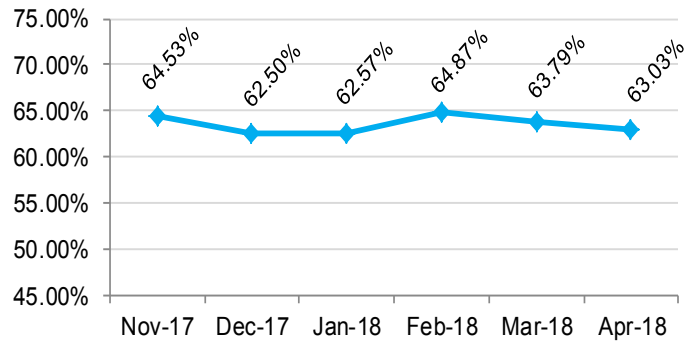
IP Member Monthly Enrollment



IP Member and Employer Avg Cost



IP FPL Avg



Average IP Member Premium*	\$30.74
-----------------------------------	----------------

Data is compiled by the Office of Data Governance & Analytics and is valid as of the date of the report; any subsequent figures for this group for this time period may vary. www.insureoklahoma.org

OHCA is in compliance with the Title VI and Title VII of the 1964 Civil Rights Act and the Rehabilitation Act of 1973. This document can be viewed on OHCA's website www.okhca.org under Research/Statistics and Data. The Oklahoma Health Care Authority does not discriminate on the basis of race, color, national origin, sex, religion, age or disability in employment or the provision of services.