

Employer Sponsored Insurance (ESI)

Fast Facts

September 2018



Business, insurance, state government and you

Working Together to

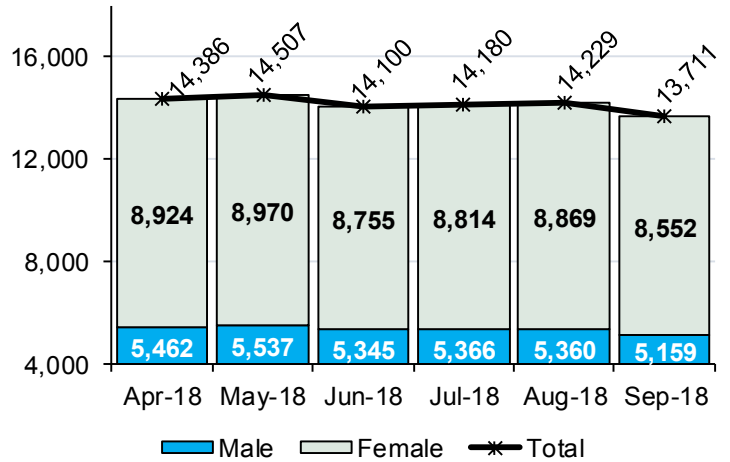
Insure Oklahoma!

The Insure Oklahoma Employer Sponsored Insurance program is designed to assist small business owners, employees and their dependents with health insurance premiums. Find out more information by visiting www.insureoklahoma.org.

Employer-Sponsored Insurance (ESI)

	Total Current Enrollment			New Enrollment this Month		
	Male	Female	Total	Male	Female	Total
Employee	4,370	6,750	11,120	218	354	572
Spouse	654	1,644	2,298	43	74	117
Student	36	70	106	1	12	13
Dependent	99	88	187	13	7	20
Total	5,159	8,552	13,711	275	447	722

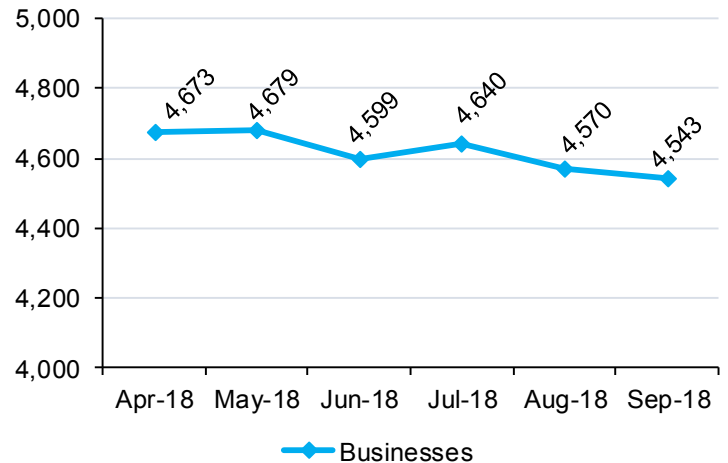
ESI Member Monthly Enrollment



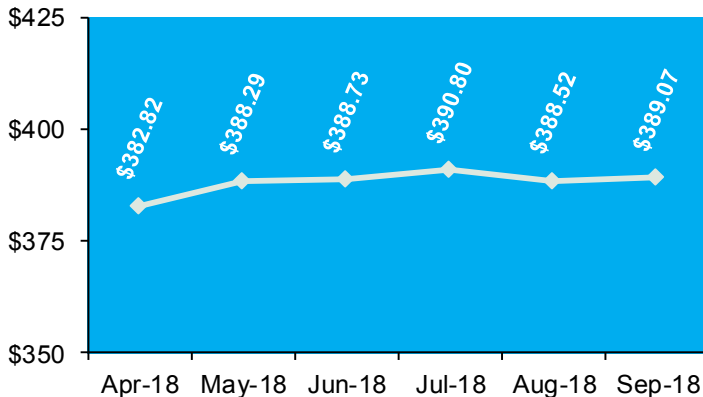
	Business Activity with Employee Participation Counts					
	*None	1 to 25	26 to 50	51 to 99	100 & Over	Total
Current	330	3,411	355	219	206	4,521
New	0	18	2	2	0	22
Total	330	3,429	357	221	206	4,543

*Some approved businesses may not have approved employees.

ESI Business Monthly Enrollment



Average OHCA Premium Assistance Payments



Data is compiled by the Office of Data Governance & Analytics and is valid as of the date of the report; any subsequent figures for this group for this time period may vary. www.insureoklahoma.org

OHCA is in compliance with the Title VI and Title VII of the 1964 Civil Rights Act and the Rehabilitation Act of 1973. This document can be viewed on OHCA's website www.okhca.org under Research/Statistics and Data. The Oklahoma Health Care Authority does not discriminate on the basis of race, color, national origin, sex, religion, age or disability in employment or the provision of services.

Individual Plan (IP)

Fast Facts

September 2018



Business, insurance, state government and you

Working Together to

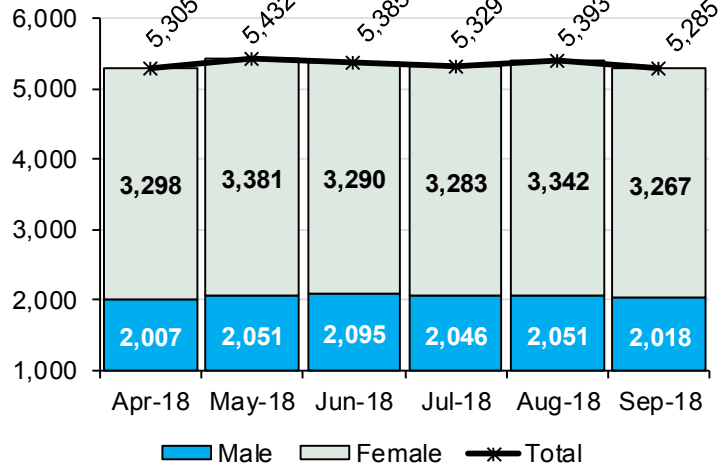
Insure Oklahoma!

The Insure Oklahoma Individual Plan program is designed to provide Oklahoma individuals with health insurance for themselves and their dependents if eligible. It is available to Oklahomans who are not qualified for an employer-sponsored health plan and work for an Oklahoma small business with 250 or fewer full time employees; temporarily unemployed adults who are eligible to receive unemployment benefits through the Oklahoman Employment Security Commission; or working adults with a disability who work for any size employer and have a "ticket to work". Find out more information by visiting www.insureoklahoma.org

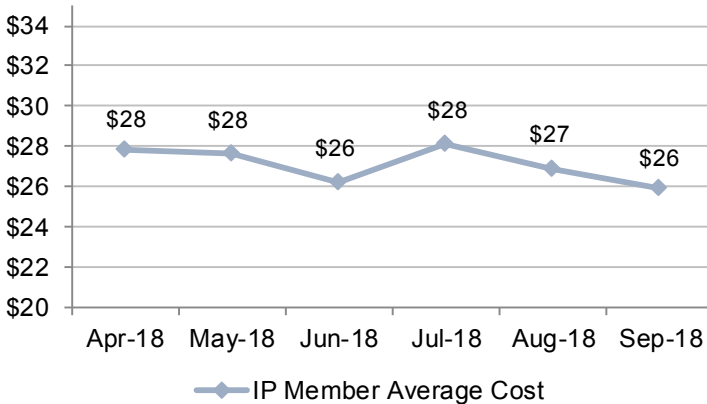
Individual Plan (IP)

	Total Current Enrollment			New Enrollment this Month		
	Male	Female	Total	Male	Female	Total
Employee	1,633	2,474	4,107	221	418	639
Spouse	296	650	946	50	72	122
Student	89	143	232	38	55	93
Total	2,018	3,267	5,285	309	545	854

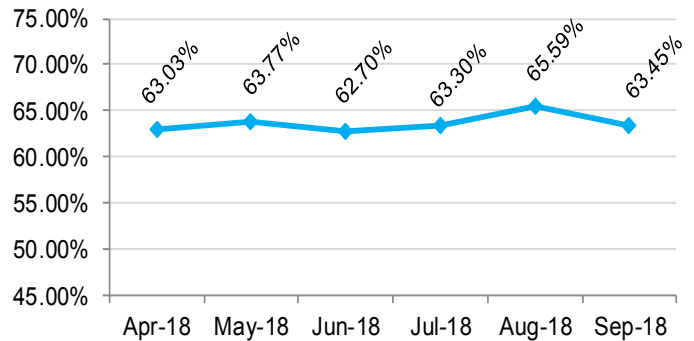
IP Member Monthly Enrollment



IP Member Avg Cost



IP FPL Avg



Average IP Member Premium*	\$30.59
-----------------------------------	----------------

Data is compiled by the Office of Data Governance & Analytics and is valid as of the date of the report; any subsequent figures for this group for this time period may vary. www.insureoklahoma.org

OHCA is in compliance with the Title VI and Title VII of the 1964 Civil Rights Act and the Rehabilitation Act of 1973. This document can be viewed on OHCA's website www.okhca.org under Research/Statistics and Data. The Oklahoma Health Care Authority does not discriminate on the basis of race, color, national origin, sex, religion, age or disability in employment or the provision of services.